

Sitesse is just the beginning.

iQ Workspace create intelligent workspaces with innovative office furniture. Our team of industry professionals have over 30 years experience in the workspace, commercial furniture and space planning sectors, both dealer and manufacturer side.

We help you optimise your office space to enhance collaboration, encourage communication and boost productivity. Let us transform your workspace into something amazing.



01603 670 701
sitesse@iqworkspace.co.uk

Walstan House, Barnard Road, Norwich, NR5 9JB

iQ Workspace Ltd | Company No. 11508966 | VAT No. 301943627



Ergonomic Posture Seating

Approved by Occupational Therapists,
Physiotherapists and Chiropractors



FOR THE LIFE OF YOUR BACK

Sitesse range

Designed to suit you

We've designed four standard models which will suit 95 per cent of users. However, we recognise there is no such thing as 'normal' so you can easily mix and match any of the Sitesse chair components to create your perfect fit.



Sitesse is available in a huge choice of fabrics to suit your taste or corporate colour scheme. The unique design allows you to select different colours for the seat, headrest and both front and reverse of the backrest.

Series 100



B100 BACKREST
S100 SEAT

Series 200



B200 BACKREST
S300 SEAT

Choice of four backrests, upholstered both sides, curved to your body shape:

BACKREST	WIDTH MM	HEIGHT MM
B100	440	420-500
B200	450	530-600
B300	450	570-650
B400	450	680-730

Need help choosing?

Try our anthropometric questionnaire:

sitesse.com



Series 300



B300 BACKREST
S300 SEAT

Series 400



B400 BACKREST
S400 SEAT

Choice of three double curved seat sizes, all with 'waterfall' design front:

SEAT	WIDTH MM	DEPTH MM	HEIGHT MM
S100	480	440-490	450-580
S300	530	470-520	460-590
S400	570	520-570	490-630

Ergonomic posture seating

Fully customisable

OPTION
Inflatable thoracic support
Increases the contact area of the upper spine by filling the space between the shoulder blades helping to prevent slouching



OPTION
Inflatable lumbar support
Increases the contact area of the lower back supporting the natural curvature of the spine

OPTION
Seat air technology
Linked aircells in the seat provide adjustment for seat firmness but also a dynamic lateral movement to help increase core stability

Height adjustable backrest
Easy to use ratchet system provides 5 height positions



OPTION Hard floor castors

The correct castors for your workspace floor enable smooth movement at your desk, carpet castors supplied as standard

Fully upholstered backrest
Choose different fabrics for
front, back and seat

OPTION

Adjustable neck support
Upholstered support with
height and tilt adjustment

OPTION

Adjustable armrests

- Height/Depth
- Height/Twist
- Height/Width/Depth

Seat depth adjustment

Slide the seat forward to
optimise comfort and reduce
pressure on your legs

Dynamic synchronised mechanism
Adjustable to your body weight

Independent seat and
backrest angle adjustment
Set the start point of the
synchro mechanism

Choice of 5-star base
Choose between black or polished
aluminium with scuff protectors



Get the best from Sitesse

Comprehensive adjustment

Humans come in all shapes and sizes so an expertly designed ergonomic task chair needs to adapt to a user's bespoke requirements.


The holistic design of Sitesse allows the user to modify and adjust almost every aspect of the chair; to suit their height, weight and body shape.

Optional enhancements like thoracic, lumbar and coccyx supports are designed to be finely adjusted and easily changed from day to day.



Neck support adjustment

Hold neck support with both hands and pull up or push down to adjust height. Tilt to adjust to desired angle.



Backrest angle adjustment

Rotate the circular dial (back RHS) clockwise to reduce the backrest tilt angle or anticlockwise to increase the angle. Adjust to your preferred level to set the synchro start point.



Thoracic / lumbar support

Squeeze the pump underneath the backrest to inflate to the desired size. To deflate depress the air release valve at top of pump. Over inflation may damage backrest foam/fabric.




Seat air valve

Hold down button under seat (front RHS) whilst not seated to allow air to fill cells and increase firmness. Hold down same button whilst seated to allow desired amount of air out.



Backrest height adjustment

Hold the backrest firmly with both hands and lift gently. You will hear a series of clicks. Raise to the desired height one step at a time. At the highest point the ratchet is released - the backrest will return to the bottom.



Seat depth adjustment

Rotate telescopic handle to alter seat depth. Release to lock into desired position.



Armrest adjustment


All armrests have a button on the outside. Depress this to raise or lower the arms to suit. Multifunction armrests have an additional button on the inside of the top pad. Depress this to move pads left/right or back/front.



Try before you buy


ASK ABOUT OUR FREE SITESSE TRIAL

Four standard models of Sitesse are available to try for 5 days in your workspace, on a sale or return basis. If you don't like it we'll collect it with no questions asked. Terms & Conditions apply.




Body weight adjustment

Rotate clockwise to increase the resistance of the tilt mechanism or anticlockwise to reduce resistance. Adjust chair to be in equilibrium to your own body weight.



Seat height adjustment

Raise paddle to raise or lower height of seat.



Synchro mech lever & stop

Rotate dial clockwise to unlock, rotate anti-clockwise to lock into position.